

REACH E-FLAG DAY 2026



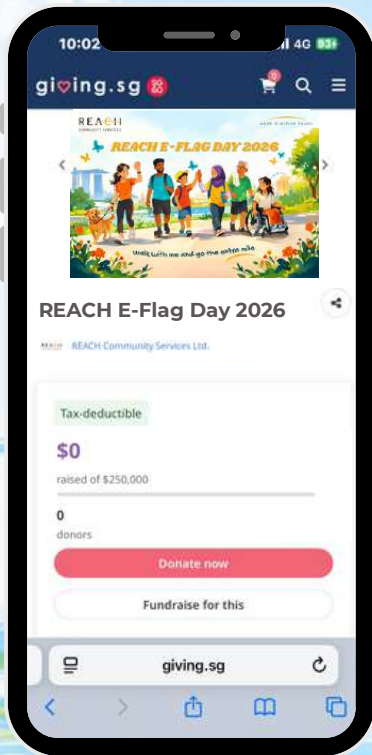
A Step-by-Step Guide

Walk with me and go the extra mile

HOW TO CREATE YOUR VIRTUAL TIN

Please submit your Registration Form before creating your virtual tin.

<https://forms.office.com/r/q6Fh4NYgHb>

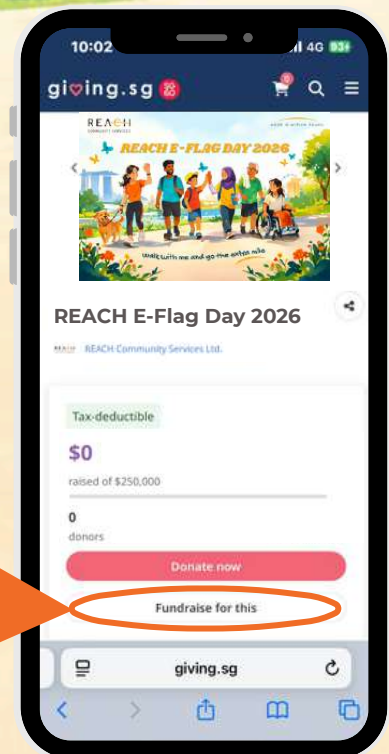


STEP 1

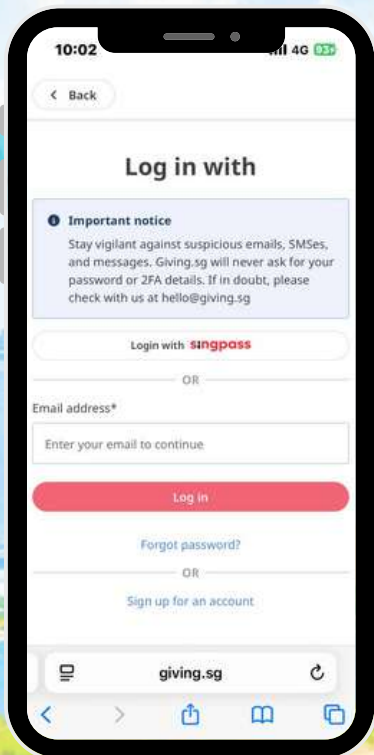
Visit the page at:
giving.sg/donate/campaign/EFD26

STEP 2

Select "Fundraise for this"



HOW TO CREATE YOUR VIRTUAL TIN



STEP 3

Log in with your Giving.sg account or “Sign up for an account” if you do not have one

HOW TO CREATE YOUR VIRTUAL TIN

STEP 4

Fill in the fields with the following information

Campaign Name:

REACH E-Flag Day 2026 - Your Name

Campaign Goal:

Set your fundraising goal - e.g. \$500 / \$1000. You may edit your fundraising goal when your target has been met!

Description:

Share your own story on why you are raising funds for this campaign. If not, a default description has been autofilled.

Campaign URL:

Create your own URL. If not, a default URL will be autofilled.

Photos of Campaign:

You may preload photos or YouTube link that represent your volunteering efforts. Photos can be edited anytime during the campaign.

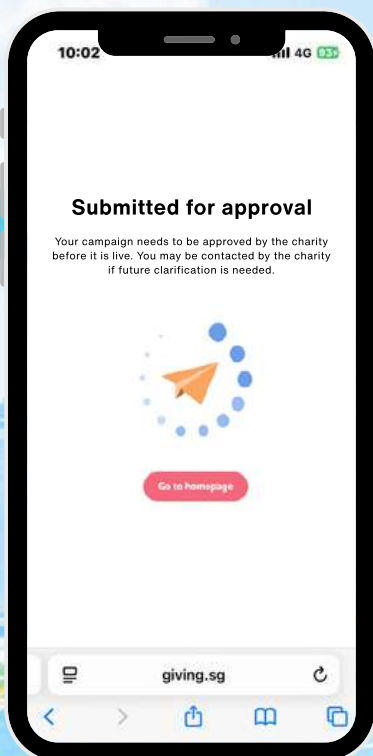
Tag your Campaign (Pre-selected):

Families, Local Community, Low-income groups, Social service and welfare.

Campaign Duration:

You may start your campaign anytime but campaign ends by 31 August 2026.

HOW TO CREATE YOUR VIRTUAL TIN

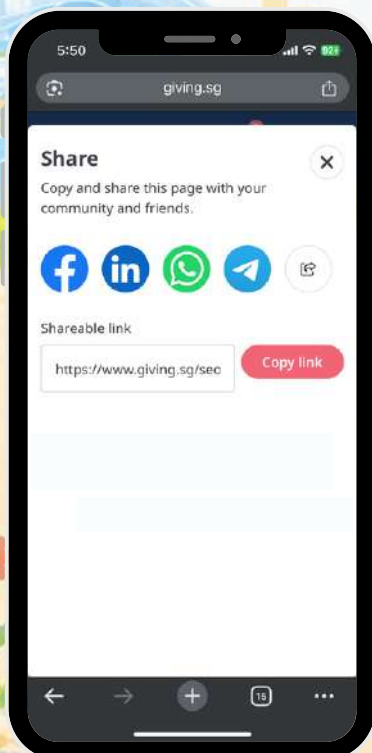
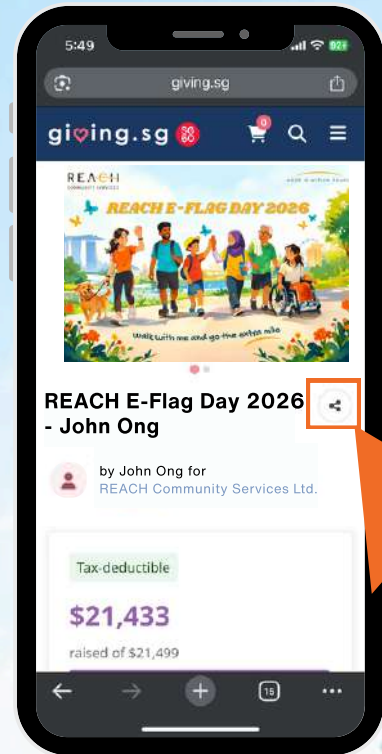


STEP 5

You will receive an email from Giving.sg once your campaign has been approved.

PROMOTE YOUR VIRTUAL TIN!

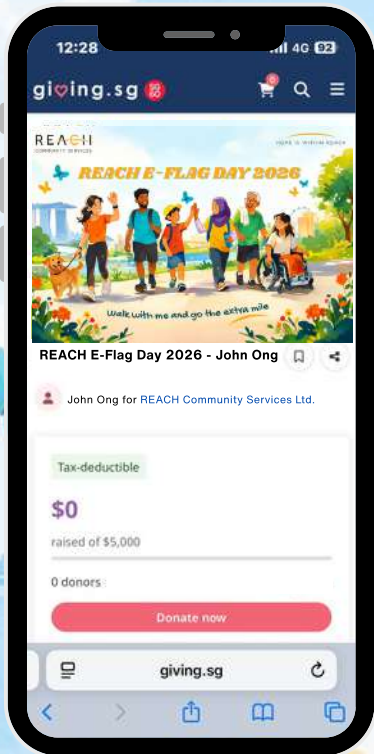
You may click on the icon to share your Virtual Tin.



You may share your Virtual Tin with your family and friends by posting it on social media platforms like WhatsApp, Telegram, LinkedIn, or via email.

Alternatively, you can copy the link and share it directly with them.

HOW TO DONATE

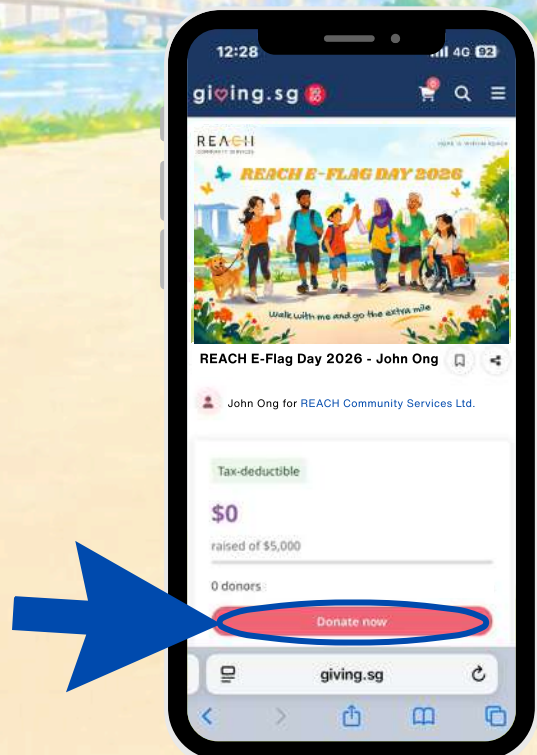


STEP 1

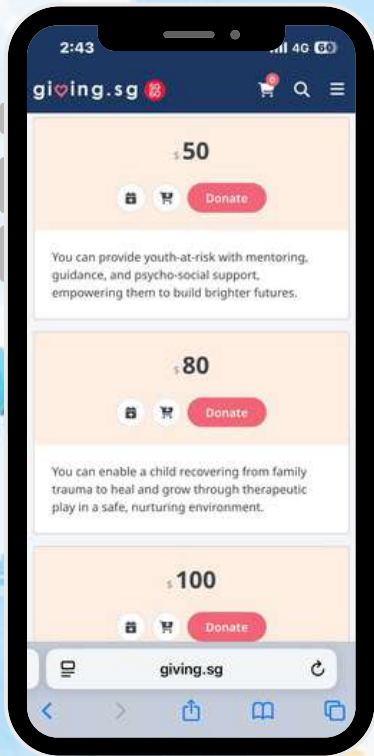
Ensure the campaign reads
REACH E-Flag Day 2026

STEP 2

Select 'Donate now'



HOW TO DONATE

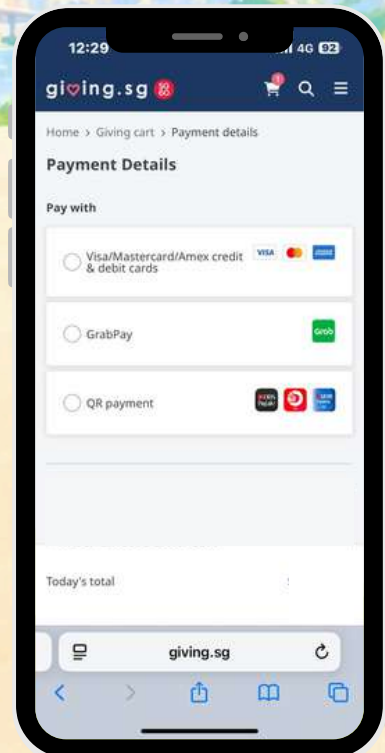


STEP 3

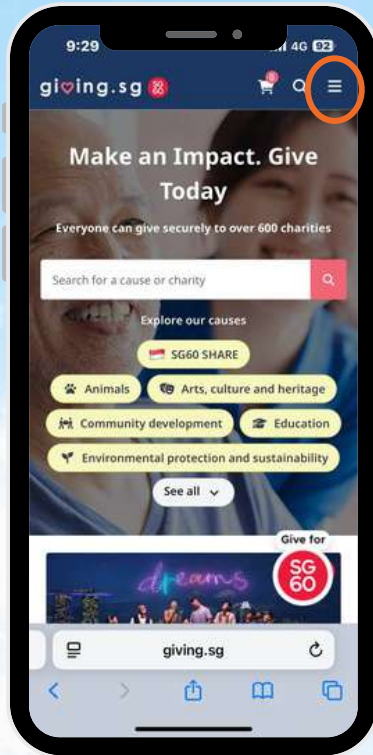
**Select an amount to donate.
You may also enter a custom amount below.**

STEP 4

**Choose one of the three payment modes.
Do share your NRIC/ FIN/ UEN and email address for your tax deduction claim.**



HOW TO EDIT YOUR VIRUTAL TIN

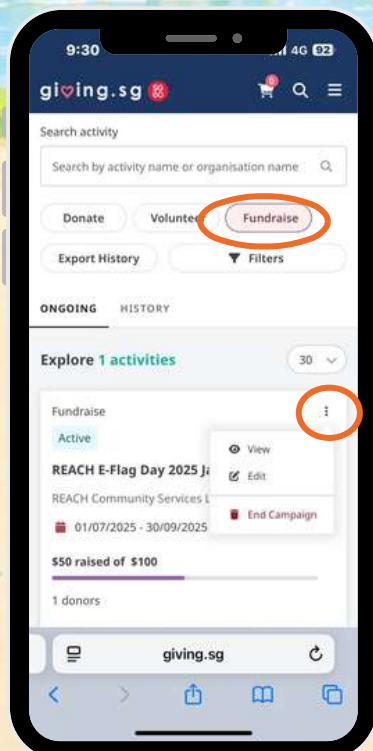
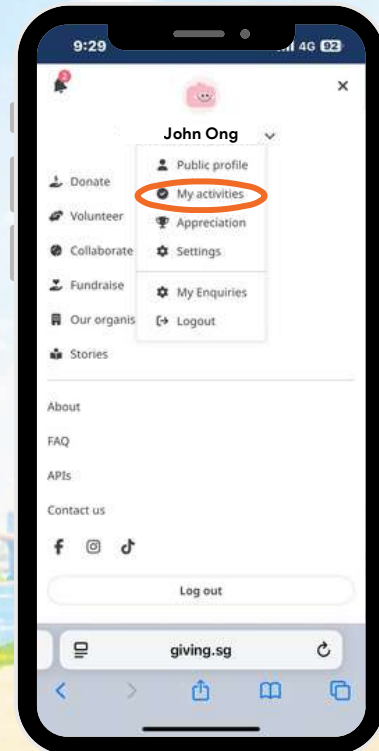


STEP 1

Select the menu icon

STEP 2

Click on your name and select 'My Activities'



STEP 3

- Select 'Fundraise'
- Under the 'REACH E-Flag Day 2026' campaign, select the 3 dots on the top right
- Select 'Edit'

FAQ

DO I NEED TO PAY A DEPOSIT TO CREATE A VIRTUAL TIN?

No, it is free to create a virtual tin at Giving.sg. Simply go onto the giving.sg page to create a virtual tin campaign by following the given steps provided in the Guide.

WHAT DO I DO AFTER MY CAMPAIGN HAS BEEN APPROVED?

Share your campaign on social media and provide regular updates to keep your friends, family and colleagues engaged and involved. Ask your friends, family and colleagues to share your virtual tin with their network.

TO CLAIM TAX DEDUCTION, DO I NEED TO REGISTER WITH GIVING.SG?

Yes, a registered account with Giving.sg is required before a donation can be made to claim tax deduction by providing name and tax reference numbers (e.g. NRIC/FIN/UEN).

IS THERE A TIMEFRAME TO END THE CAMPAIGN?

Yes. You can start your campaign today but please end your campaign by 31 August 2026.

FAQ

WHERE WILL THE FUNDS RAISED GO?

With the help from our wonderful community of fundraisers, the donations will go into supporting and sustaining programmes and services at the 10 community touchpoints (Bishan, Sin Ming, Shunfu, Jalan Membina, Bukit Batok, Bukit Gombak Vista, Senja Valley, Teck Whye Vista) managed by REACH Community Services.

WILL I RECEIVE A TAX DEDUCTIBLE RECEIPT FOR MY DONATION?

All donations \$20 and above are eligible for 250% tax deduction when you provide your NRIC/ FIN or UEN number. Tax deductions will be automatically included in your tax assessment.

CAN I EDIT MY CAMPAIGN AFTER IT IS APPROVED?

Yes, you can edit your campaign story, fundraising goal and media gallery anytime when your campaign is active.

WHO DO WE REFER TO IF WE HAVE ANY OTHER QUERIES?

For further assistance, please email volunteer@reach.org.sg